

## Designer Series Electric Griddles

Project \_\_\_\_\_  
 Item \_\_\_\_\_  
 Quantity \_\_\_\_\_  
 CSI Section 11400  
 Approved \_\_\_\_\_  
 Date \_\_\_\_\_

### Models

- ED-15G
- ED-24G
- ED-36G



Model ED-24G

### Standard Features

- Stainless steel front and sides
- Easy clean design with recessed protected controls
- Heat-on indicator lamps
- Large phenolic knobs
- Thermostat controlled, temperature settings 100°-450° F (38°-232° C)
- 18" (457mm) deep cooking surface
- 4" (102mm) stainless steel legs
- 1/2" (13mm) polished steel griddle with 2-5/8" (67mm) welded splash guard on sides and rear of plate
- Concealed grease drawer
- One-year limited parts & labor warranty (USA & Canada only)

### Options & Accessories

- Stainless steel back and bottom
- Fully grooved griddle, add suffix U (i.e. GD-15GU) or grooved sections, add U1 for 12" (305mm) on left side and U2 for 24" (610mm) on left side
- Stands are available

### Specifications

Electric designer series griddles in three widths: models ED-15G, 15" (381mm) wide; ED-24G, 24" (610mm) wide and ED-36G, 36" (914mm) wide.

Designed as free standing or to be banked with other ED series equipment.

24" (610mm) deep x 13-3/4" (349mm) high, easy clean design with stainless steel front and sides.

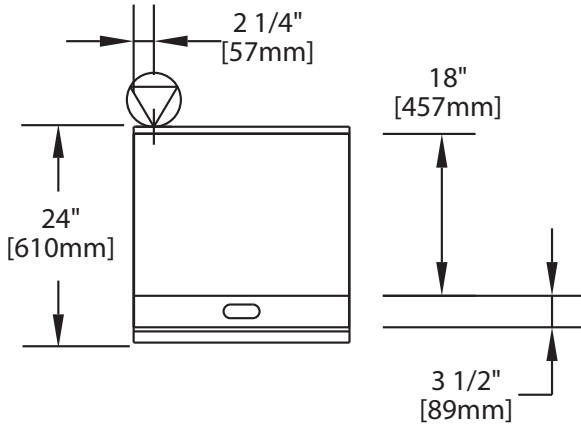
Thermostat controlled, with improved insulation underneath the elements allowing for better heat efficiency.

Concealed grease drawer behind lower hinged panel.

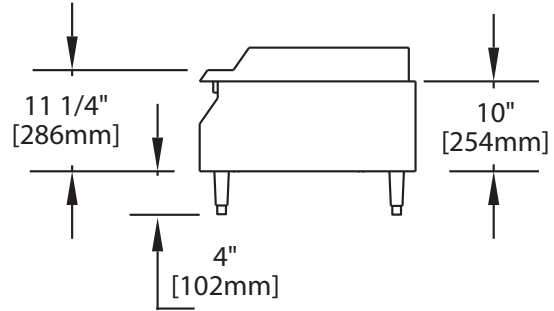
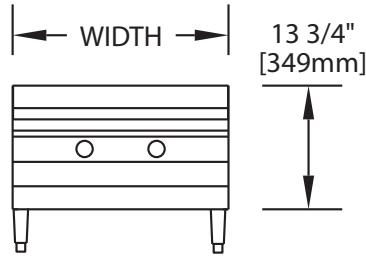
Fully grooved or grooved section griddle available.



Designer Series Electric Griddles



Garland products are not approved or authorized for home or residential use, but are intended for commercial applications only. Garland will not provide service, warranty, maintenance or support of any kind other than in commercial applications.



Models	Total kW Load				Nominal Amperes Per Line							
					North America				Export			
	North America		Export		Single Phase		Hi Line -3 Phase		Single Phase		Hi Line - 2 or -3 Phase	
208V	240V	220V/ 380V	240V/ 415V	208V	240V	208V	240V	220V/ 380V	240V/ 415V	220V/ 380V	240V/ 415V	
ED-15G	3.4	3.4	3.4	3.4	17	14	N/A	N/A	16	14	N/A	N/A
ED-24G	6.7	6.7	6.7	6.7	33	28	28	25	31	28	16	14
ED-36G	10.1	10.1	10.1	10.1	49	42	28	25	46	42	16	14

Model	Overall Dimensions			Usable Cooking Surface		Cu. Ft.	Ship Wt. Lb/kg
	Height	Width	Depth	Width	Depth		
ED-15G	13-3/4" (349mm)	15" (381mm)	24" (610mm)	14-5/8" (371mm)	18" (457mm)	6	90/41
ED-24G	13-3/4" (349mm)	24" (610mm)	24" (610mm)	23-5/8" (600mm)	18" (457mm)	8	135/61
ED-36G	13-3/4" (349mm)	36" (914mm)	24" (610mm)	35-5/8" (876mm)	18" (457mm)	11	175/80

Installation Clearances	
Side	Rear
1" (25mm)	1.5" (38mm)

Garland reserves the right to make changes to the design or specifications without prior notice.

Garland Commercial Ranges Ltd.  
1177 Kamato Road,  
Mississauga, Ontario  
L4W 1X4 CANADA

General Inquires 1-905-624-0260  
USA Sales, Parts and Service 1-800-424-2411  
Canadian Sales 1-888-442-7526  
Canada or USA Parts/Service 1-800-427-6668

[www.garland-group.com](http://www.garland-group.com)  
6839B  
05/26

