








# ODOUR CLEAN

Bacterial based cleaner · Concentrated

-  ECOLOGO<sup>®</sup> Certified
-  Leaves a unique bio-film on treated surfaces
-  Prevents future build-up of organic matter
-  Fast acting
-  KosherCheck Certified

**ODOUR CLEAN** contains natural microorganisms that will reduce unpleasant restroom odors created by urine and feces and neutralize them at the source. It can also be used to reduce pet or animal odors like cat or mouse urine smell or the noxious scent of skunk spray. **ODOUR CLEAN** can be used with hand spray, pump spray or automated dispensing systems.

## APPLICATIONS

- Hard surfaces
- Sinks and faucets
- Urinals
- Toilets
- Walls
- Countertops
- Trash area & bins
- Floors



## TECHNICAL DATA

**Appearance:** liquid

**Colour:** pink

**Foam:** moderate

**Odour:** floral

**pH:** 8.0-8.5



**Packaging size**

4 x 3.78L

**Packaging codes**

A100590-4cs

\*Recycled plastic is for bottles and jugs

## DIRECTIONS

AGITATE CONTAINER BEFORE USE.

**Heavy Odours:** Dilute 250 ml of ODOUR CLEAN per litre of water (32 oz/gallon) (1:4) and spray generously onto all surfaces. Let dwell for 15 minutes to as long as overnight and clean as usual.

**Routine Odours:** Dilute 32 ml of ODOUR CLEAN per litre of water (4 oz/gallon) (1:32) and spray generously on soiled surface. Let sit 3-5 minutes and clean using a cloth, sponge or mop. No rinsing required.

**Automatic Dispensers:** ODOUR CLEAN can be used in automated dispensing systems. Dilute 1000 ml per litre of water (128 oz/gallon) (1:1).

**TIP:** ODOUR CLEAN can be added to automated dispensing systems for urinals or toilets.

**CAUTION:** The product shall not be effective in the presence of chemical sanitizers such as quats, peroxide or chlorine bleach.



### Heavy Odours

1:4

### Routine Odours

1:32

### Automatic Dispensers

1:1

## STORAGE

Store in a cool, dry place. Keep from freezing. Store upright in original closed container at room temperature away from children. Do not mix with any other chemicals. Dispose of contents/container to an approved waste disposal plant.

## SAFE HANDLING

Before usage, ensure employees read and understand the product labels and Safety Data Sheet. Directions for use can be found on the label and the TDS. Employees can find hazard warnings, precautionary statements and first aid procedures on the SDS sheets. SDS are available online at [projectclean.com](http://projectclean.com) or by calling 1-800-663-9925. Improper use may result in damage or injury.

## DESIGNED FOR THE FUTURE™

Our commitment to sustainability means we not only dedicate ourselves to creating greener, healthier and safer cleaning solutions, but also manufacturing our solutions through sustainable best practices. By providing our customers with sustainable solutions to enhance the sustainability of their facility care, cleaning process and employee health and safety, together we can share a naturally better tomorrow.